


# *irrigation*

CATALOGUE

2ND EDITION



**TORNE  
VALLEY**  
FARM & COUNTRY STORES

# irrigation. specialists



"Farmers are our business" has been the policy that has seen Torne Valley through 25 years of continued success. Specialising in the supply of spare parts to farmers and the public, we offer a unique service with over 26,000 brand products in stock, fully equipped workshop and experienced skilled staff, Torne Valley is the farmers 'One Stop Shop'.

- *'In Stock' is our speciality.*
- *Broad range of parts on display, with other stock items in our warehouse.*
- *Extensive stocks held at competitive prices, major stockists for Wright Rain, Murphy, Caprari Pumps, Nelson, Rovatti, Irrifrance and our own range - TVF.*
- *Certified water meters at competitive prices.*
- *Advisory service for on-farm irrigation, piping and pumping.*
- *Direct on farm delivery service via our own vans.*
- *Extensive customer parking.*
- *24 hour carrier service for more remote parts of the UK.*
- *Extensive stocks of top brand named products.*

Workshop facilities include:

- *All types of welding.*
- *Layflat fitting and banding.*
- *Hydraulic pipes made while you wait.*
- *Sprockets bored and keyed.*
- *Chain cut to length.*
- *Full steel & aluminium pipe fabrication service.*



# Contents



**Nelson Rain guns  
& accessories**

4



**Machine &  
pump spares**

8



**Control & shutdown  
equipment**

20



**Portable pipe  
& fittings**

26



**Steel fittings  
& pipework**

44



**Plastic pipework,  
hose & fittings**

52

# Index


<b>A</b>		<b>M</b>	
AIR ELIMINATORS	51	MURPHY CONTROL EQUIPMENT	21,22,23
AIR VALVES	50	<b>N</b>	
<b>B</b>		NERTHUS SPARE PARTS	9,10
BALL VALVES	50	<b>P</b>	
BAND-IT	57	PUMP PACKING	51
BAND-IT TOOL	57	PUMP PRIMMERS (HAND)	31
BASKETS	32	PUMP PRIMMER SPARES	31,37
BAUER TYPE PORTABLE PIPES AND FITTINGS	38,39,40	PUMP PRIMERS (ELECTRIC)	55
BUTTERFLY VALVES	51	PUMP PRIMERS (EXHAUST)	55
<b>C</b>		PVC COUPLINGS	53,54
CAPRARI PUMPS	17	PVC PIPE	53
CAPRARI PUMPS SPARE PARTS	17,18	<b>R</b>	
CLAMPS	57	RAINGUNS	5,6
COUPLINGS (PUMP TO ENGINE)	25	<b>S</b>	
<b>D</b>		SIGHT GAUGE	25
DELIVERY HOSE	56	SPRINKLER SYSTEMS	41,42
<b>E</b>		STEEL PIPEWORK	44,45,46,47,48,49
EXHAUST PRIMERS	55	SUCTION HOSE	56
<b>F</b>		<b>T</b>	
FARMLAND PORTABLE PIPES AND FITTINGS	35,36,37	T.V.F. PORTABLE PIPES AND FITTINGS	27,28
FILER TOPS	25	<b>U</b>	
FLANGES ALLUMINIUM	33	UNDERGROUND PIPES & FITTINGS	53,54
FLANGE GASKETS	51	<b>V</b>	
FLANGES STEEL	51	VALVES	50,51
FOOTVALVES	31, 43	V.J. TYPE COUPLINGS	54
FLYWHEEL COUPLINGS	25	<b>W</b>	
<b>G</b>		WATER METERS	24
GASKETS	51	WAULDHAUSER SPARE PARTS	9,10
GATE VALVES	50	WEED BASKETS	32
GLAND PACKING	51	WHEEL VALVES	50
<b>H</b>		WRIGHTRAIN G4 SPAREPARTS	15
HRC COUPLINGS	25	WRIGHTRAIN G5 SPAREPARTS	16
HOSE	56	WRIGHTRAIN GT,GST SPARE PARTS	9,10
HYDRANTS (STEEL)	53	WRIGHTRAIN IG1 SPAREPARTS	15,16
<b>I</b>		WRIGHTRAIN IG2 SPAREPARTS	16
IRRIFRANCE HOSEREEL PARTS	19	WRIGHTRAIN PORTABLE PIPES AND FITTINGS	29,30,31,32,33,34
<b>L</b>		WRIGHTRAIN SUPERTOURAINE SPARE PARTS	11,12
LAYFLAT HOSE	56	WRIGHTRAIN TOURAINE 90 SPARE PARTS	13
LEVER LOCK COUPLINGS	38,39,40	WRIGHTRAIN TOURAINE 110 SPARE PARTS	14
LOZ COUPLINGS	19		

*Torne Valley is a major stockist of Nelson Guns and gun parts. Parts to fit new and old guns - where you need them - on the shelf!  
Please see section 6 for plastic pipe and fittings.*

# Nelson Rain Guns & Accessories

**TORNE  
VALLEY**  
FARM & COUNTRY STORES

1



Slow return 100 Big Gun



Slow return 150 Big Gun



Balance weight assembly



Nozzles



Pivot rod



Cone spacer



Drive arm assembly



End cap



Rear Weight

## Nelson Guns and Spare Parts

### Big Guns & Nozzles

RN 1000	SR 100 Big Gun
RN 1005	SR 100 0.5" Nozzle
RN 1006	SR 100 0.6" Nozzle
RN 1007	SR 100 0.7" Nozzle
RN 1008	SR 100 0.8" Nozzle
RN 1010	SR 100 1.0" Nozzle
RN 1500	SR 150 Big Gun complete with 1.0" Taper Nozzle
RN 1508	SR 150 0.8" Taper Nozzle
RN 1509	SR 150 0.9" Taper Nozzle
RN 1510	SR 150 1.0" Taper Nozzle
RN 1511	SR 150 1.1" Taper Nozzle
RN 1512	SR 150 1.2" Taper Nozzle

### Slow Return 150 Gun Spares

RN 8316	Balance Weight Assembly
RN 8571	Drive Arm Assembly
RN 8465	Pivot Rod
RN 6603	Pivot Rod Nut
RN 6607	Cone Spacer
RN 6602	End Cap
RN 6563	End Cap O Ring
RN 6565	End Cap Circlip

**Slow Return 150 Gun Spares**


RN 8354	Drive Vane
RN 8433	Drive Arm Rear Weight
RN 8589	Shift Lever Assembly
RN 8233	Shift Lever Cap
RN 8272	Shift Lever Cap Gasket
RN 8197	Shift Lever Stop Pin
RN 8451	Trip Level Assembly
RN 8274	Reverse Arm Pivot Pin
RN 8470	Reverse Arm Tube Spring
RN 8446	Reverse Arm Tube
RN 8417	Reverse Arm Spring End
RN 8277	Reverse Arm Roller
RN 8263	Reverse Arm Cap
RN 8265	Reverse Arm Cap Gasket
RN 8432	Reverse Arm Stop - Clockwise
RN 8431	Reverse Arm Stop - Anticlockwise
RN 6371	Reverse Arm Stop - Base
RN 6849	Reverse Arm Stop Screw & Handle
RN 8588	24° Turret Assembly




Shift lever cap



Shift lever stop pin



Drive vane



Shift lever assembly



Trip Lever assembly



Reverse Arm Stop - Clockwise



Reverse arm roller




Reverse arm spring end




Reverse Arm Stop - Base

Reverse Arm Stop - Anticlockwise



Reverse Arm Stop Screw & Handle



24° Turret Assembly

## Rain Guns & Accessories

7



Main Bearing assembly



Turret base gasket



Base centre spigot




Spigot nut



Spring base



Base flange



Limit stop ring



Set of 12 Springs



Bearing Top Seal



Bearing Housing gasket



Bearing Bottom Seal

### Slow Return 150 Gun Spares

RN 8460	Turret Base Gasket
RN 8458	Main Bearing Assembly - State Metric or Imperial
RN 8459	Base Centre Spigot
RN 8402	Base Spigot Nut
RN 8371	Spring Base - Plastic
RN 8474	Set of 12 Springs
RN 8400	Limit Stop Ring
RN 8405	Base Bearing Housing
RN 8461	Bearing Housing Gasket
RN 6253	Bearing
RN 8372	Bearing Top Seal
RN 8373	Bearing Bottom Seal
RN 8401	Base Flange - Imperial
RN 3402	Base Flange - Metric
RN 6023	Bearing Housing Gasket - Imperial
RN 3401	Bearing Housing Gasket - Metric




# Machine & Pump Spares

*Torne Valley are major stockists of Wright Rain parts. Our aim over the years has been to make uncommon parts more accessible. Stocks of Wright Rain fittings are also held at our Doncaster base. Common hosereel irrigator & pump spare parts listed include*

- Wright Rain irrigators*
- Caprari pumps*
- Caprari pump parts*
- Irrifrance irrigators*

*If you cannot see the part you require it's quite likely we stock it, so please give us a ring.*

## Machine & Pump Spares



# Parts for Wright Rain Hosereel Irrigators

## Wauldhauser Reel Irrigator Parts

- RT 1411 Peerless Gearbox with Sprocket & brake
- RT 1499 Bearing for Peerless Gearbox
- RT 1400 Gearbox Turbine Coupler Complete
- RT 1600 Propulsion Hose Set
- RT 1475 Shear Pin
- RT 1607 Inlet Seal Support Ring
- RT 1274 26 Tooth Fin Wheel
- RT 1235 Slider for Hose guide
- RT 1241 Hose guide Chain Tensioner
- RT 1243 Chain Guide Bobbin
- RT 1521 Turbine Back Plate
- RT 1522 Turbine Shaft
- RT 1515 Mechanical Seal Kit
- RT 1554 Impeller 83mm Hose - 12mm
- RT 1514 Impeller 90mm Hose - 14mm
- RT 1564 Impeller 110mm Hose - 19mm
- RT 1510 Turbine Inlet Seal
- RT 1516 Turbine Cover O Ring
- RT 1525 Turbine Shaft Bearing - Inner
- RT 1526 Turbine Shaft Bearing - Outer
- RT 1528 Turbine Shaft Pulley



**Ask for details of Drum Seals**



## Machine & Pump Spares

10

### Wright Rain Hosereel Parts GT, GST, (Nerthus) Reel Irrigator Parts

RT 1402	Rubber Insert for Gearbox Coupling
RT 1400	Gearbox Coupling Complete
RT 1411	Peerless Gear Box
RT 1499	Peerless Gear Box Bearing
RT 4405	Tachometer Metres/Hour
RT 4406	Tachometer Cable
RT 4226	Chain Guide Bobbin
RT 1435	Chain Guide Slide Block
RT 4204	Chain Drive Bevel Gear
RT 4231	Hose Guide Roller
RT 4232	Hose Guide Roller Shaft
RT 4205	Bevel Gear Complete With Shaft
RT 4317	Drum Wear Bush
RT 4332	Drum Inlet Seal - GT
RT 4316	Drum Support Ring - GT
RT 4315	Drum Inlet Seal - GST
RT 4338	Drum Support Ring - GST
RT 4512	Turbine Mechanical Seal
RT 4506	Turbine Shaft
RT 4515	Turbine Impeller
RT 4511	Turbine Shaft O Ring
RT 4521	Turbine Outlet Seal
RT 4518	Turbine Inlet Seal
RT 4504	Turbine Cover Seal
RT 4435	Sprocket
RT 4485	Shear Pin
RT 4424	Shaft Complete With Sprocket
RT 4471	Brake Pad
RT 4320	Drum Bearing Bush
RT 4713	Shut Off Cylinder



## Machine & Pump Spares

Pressure gauge



Reel  
brake  
shoes



Lead screw



Lead screw  
guide spigot



Hose guide  
feed roller

Lead screw  
follower



Slide blocks



Lead screw  
bearing



Reel drive chain




Lead screw  
drive sprocket



Chain connector



Adjuster  
bolt



Drum drive pegs



Feed elbow




Drum  
bush



5" Tight  
seal



Feed pipe



U bolt



Reduction  
gears



Gear  
box  
shaft



Gearbox  
bearings



## Wright Rain Hosereel Parts Super Touraine Reel Irrigators

RT 3600	Pressure Gauge
RT 3216	Lead Screw Guide Spigot
RT 3210	Lead Screw Follower Complete With Sleeve
RT 3296	Slide Block
RT 3298	Hose Guide Feed Roller
RT 3206	Lead Screw Sprocket 110mm Hose
RT 3208	Lead Screw Sprocket 90mm Hose
RT 3204	Lead Screw Bearing
RT 3901	Hose Guide Follower Roller
RT 3902	Follower Roller Axle
RT 3903	Follower Roller Bearing
RT 3330	90 mm x 350 Metre Reel Hose
RT 3331	100mm x 400 Metre Reel Hose
RT 3333	110mm x 400 Metre Reel Hose
RT 3344	Reel Drive Chain 110mm Hose 1980 $\phi$ Drum
RT 3345	Reel Drive Chain 90mm Hose 1850 $\phi$ Drum
RT 3346	Reel Drive Chain Conn Link
RT 3348	Adjuster Bolt
RT 3347	Drum Drive Peg
RT 3671	Feed Pipe
RT 3666	Feed Elbow
RT 3757	Drum Bush
RT 3305	5" Tight Seal
RT 3374	Feed Pipe U Bolt
RT 3921	37.8 - 1 Reduction Gear Box Shaft
RT 3941	15 - 1 Reduction Gear Box Output Bevel Gear & Shaft
RT 3942	15 - 1 Output Shaft Bearings

**Wright Rain Hosereel Parts**  
**Super Touraine Parts Continued**

- RT 3476 Drum Drive Sprocket 18 Tooth
- RT 3475 Drum Drive Sprocket Layshaft
- RT 3491 9 Tooth Idler Sprocket Complete With Bearing
- RT 3492 Jockey Shaft Spacer
- RT 3900 13 Tooth Spring Loaded Idler Assembly
- RT 3675 Inlet Filter
- RT 3683 Butterfly Valve
- RT 3603 50mm By Pass Valve (1850 Drum 90mm)
- RT 3604 65mm By Pass Valve (1980 Drum 110mm)
- RT 3686 Shut off Cylinder
- RT 3750 Trip Rod Spring
- RT 3747 De Clutch Bush
- RT 3729 De Clutch Sprocket
- RT 3732 De Clutch Coupling
- RT 3700 Shut Off Cable
- RT 3500 Fixed Impeller (RMV)
- RT 3599 Running Impeller (RMV)
- RT 3596 Impeller Shaft
- RT 3597 Impeller Shaft Bearing
- RT 3598 Mechanical Seal Assembly
- RT 3509 Rev Counter
- RT 3508 Rev Counter Drive Belt
- RT 3519 Ground Speed Meter
- RT 3515 Ground Speed Meter Belt 1850  $\phi$  Drum
- RT 3516 Ground Speed Meter Belt 1980  $\phi$  Drum
- RT 3510 Variable Speed Pulley
- RT 3511 Variable Speed Pulley
- RT 3513 Variable Speed Belt
- RT 3590 Variable Speed Handle

**Machine & Pump Spares**



## Machine & Pump Spares

13



## Wright Rain Hosereel Parts Touraine '90' Hose Reel Irrigators

RT 2276	Lead Screw
RT 2289	Guide Spigot
RT 3600	Pressure Gauge
RT 2200	Lead Screw Bearing Complete
RT 2285	Guide Roller Complete With Shaft
RT 2806	Trolley Hose Coupling Complete
RT 2807	Trolley Hose Coupling - Seal Only
RT 2891	Trolley Wheel Bearing
RT 2381	Quad Ring Drum Seal
RT 2534	Turbine Paddle Wheel
RT 2500	Paddle Only
RT 2535	Turbine Shaft
RT 2540	Mechanical Seal -.Cyclam
RT 2541	Mechanical Seal - Cefilac
RT 2543	Turbine Shaft Bearing
RT 2539	Turbine Shaft Thrust Bearing
RT 2454	Variator Drive Pulley
RT 2455	Variator Driven Pulley
RT 2456	Variator Belt
RT 2775	De Clutch Spigot
RT 2761	De Clutch Unit Shaft
RT 2472	60 Tooth $\frac{3}{4}$ " Pitch Sprocket
RT 2624	4" End Plug
RT 2617	Speed Regulating Discharge Valve

## Machine & Pump Spares

### Wright Rain Hosereel Parts Touraine 110 Hose Reel Irrigators

RT 2600	Pressure Gauge
RT 2351	Brake Pad
RT 2352	Brake Shoe
RT 2272	Lead Screw
RT 2281	Lead Screw Guide Spigot
RT 2282	Guide Spigot Cover
RT 2200	Lead Screw Bearing Complete
RT 2274	Lead Screw Bearing
RT 2283	Guide Roller Complete With Shaft
RT 2284	Guide Roller Support Bearing
RT 2879	Trolley Hose Coupling Complete
RT 2880	Trolley Hose Coupling - Seal Only
RT 2372	Fibre Bush (Drum Support)
RT 2373	U Seal (Drum Inlet)
RT 2584	Turbine Paddle Wheel
RT 2500	Paddle Only
RT 2540	Mechanical Seal
RT 2502	Variator Drive Pulley
RT 2503	Variator Control Handle
RT 2504	Variator Driven Pulley
RT 2505	Variator Belt
RT 2454	De Clutch Cable Assembly
RT 2750	Butterfly Valve Assembly - Slow Closing Valve
RT 2747	Ram - Slow Closing Valve
RT 2748	Ram Valve - Slow Closing Valve
RT 2746	Return Spring - Slow Closing Valve
RT 2615	Inlet Pipe U Bolt
RT 2613	4" End Plug
RT 2618	Speed Regulating Discharge Valve
RT 2619	Speed Regulating Discharge Valve Lever



## Machine & Pump Spares

15

Lead screw guide block



Nylon hose guide rollers



Steel hose guide roller



Inlet seal & O ring



Drive belt tensioner



Gearbox brake band



Impeller



Impeller shaft



Tachometer



Circlip



Mechanical seal



Oil seal



Turbine bearing



Inlet valve assembly



Inlet diaphragm




Three way diverter valve



Inlet valve regulating valve



Bypass valve



## Wright Rain Hosereel Parts G4 & IG1.1 Hose Reel Irrigators

RT 5233	Lead Screw
RT 5264	Lead Screw Guide Finger & Circlip
RT 5261	Lead Screw Guide Block
RT 5231	Lead Screw Support Bearing
RT 5226	Lead Screw Sprocket & Key
RT 5225	Lead Screw Drive - Drum Sprocket
RT 5289	Lead Screw Drive - Idler Sprocket
RT 5211	Nylon Hose Guide Roller
RT 5222	Steel Hose Guide Roller
RT 5359	Drum Support Bearing
RT 5316	Drum Inlet Seal & O Ring
RT 5428	Drive Belt
RT 5480	Drive Belt Tensioner Assemblies
RT 5474	Gearbox Brake Band
RT 5486	Tachometer
RT 5551	Impeller - For Turbine
RT 5561	Impeller Shaft
RT 5554	Mechanical Seal
RT 5552	Circlip
RT 5553	Spring
RT 5556	Oil Seal
RT 5557	Bearing
RT 5562	Circlip
RT 5563	PVC End Cap
RT 5535	Turbine Kit (Contains Items TRT 5554, 5552, 5553, 5556, 5557 x 2, 5562, 5563)
RT 5601	Inlet Valve Assembly
RT 5624	Inlet Diaphragm
RT 5630	Inlet Valve Regulating Valve
RT 5735	Three Way Diverter Valve
RT 5684	Auto By-Pass Valve
RT 5624	Manual By-Pass Valve
RT 5847	Trolley Wheel



## Wright Rain Hosereel Parts G5 - IG1 & IG2 Hose Reel Irrigators

RT 5240	Lead Screw
RT 5264	Lead Screw Guide Finger & Circlip G5
RT 5255	Lead Screw Guide Finger & Circlip IG2
RT 5256	Lead Screw Guide Block
RT 5253	Lead Screw Support Bearing
RT 5265	Lead Screw Sprocket & Key
RT 5251	Lead Screw Drive - Drum Sprocket
RT 5252	Lead Screw Drive - Idler Sprocket
RT 5212	Nylon Hose Guide Roller
RT 5359	Drum Support Bearing
RT 5338	Drum Inlet Seal & O Ring
RT 5450	Drive Belt
RT 5480	Drive Belt Tensioner Assembly
RT 5449	Gear Box - Drive Belt Pulley
RT 5448	Turbine - Drive Belt Pulley
RT 5474	Gearbox Brake Band
RT 5486	Tachometer
RT 5573	Turbine Impeller
RT 5583	Impeller Shaft
RT 5576	Mechanical Seal
RT 5574	Circlip
RT 5575	Spring
RT 5578	Oil Seal
RT 5579	Bearing
RT 5584	Circlip
RT 5585	PVC End Cap
RT 5530	Turbine Kit (includes TRT 5576, 5574, 5575, 5578, 5579 x 2, 5584, 5585)
RT 5602	Inlet Valve Assembly
RT 5625	Inlet Diaphragm
RT 5630	Inlet Valve Regulating Valve
RT 5735	Three Way Diverter Valve
RT 5684	Auto By-Pass Valve
RT 5624	Manual By-Pass Valve
RT 5710	Computer Deviation Valve
RT 5702	Hose Guide Sensor Cable
RT 5725	Control Panel Battery

## Machine & Pump Spares





## Caprari Pumps

### Bare Shaft Multistage Pumps

- MECMR80/4/3A 100mm Inlet 80mm Outlet
- MEC100-2A 125mm Inlet 100mm Outlet
- MEC100-3A 125mm Inlet 100mm Outlet
- MEC100-1-2A 125mm Inlet 100mm Outlet. H.P
- MEC100-1-3A 125mm Inlet 100mm Outlet. H.P
- MEC125-2A 150mm Inlet 125mm Outlet
- MEC125-3A 150mm Inlet 125mm Outlet

## Caprari Pump Spare Parts

### Caprari MEC D3/65B Tractor Pump Single Stage

- |         |   |
|---------|---|
| RC 4403 | Impeller                                |
| RC 4407 | Impeller Wear Ring                      |
| RC 4454 | Output Shaft                            |
| RC 4456 | Input Shaft                             |
| RC 4455 | Input Gear                              |
| RC 4464 | Input Shaft Front Bearing               |
| RC 4463 | Input Shaft Back Bearing                |
| RC 4462 | Output Shaft Front Bearing              |
| RC 4461 | Output Shaft Back Bearing               |
| RC 4465 | Input & Output Shaft Seal               |
| RC 4405 | Lantern Ring - Brass                    |
| RC 4409 | Gland Packing (Sufficient for One Pump) |
| RC 4410 | Impeller Nut                            |

### Caprari Pump Spares Order Code

When ordering parts for MEC MR pumps please prefix the appropriate part code with the relevant pump prefix.

Pump	Prefix	Pump	Prefix
MEC MR 40-2A	62 ..	MEC MR 100-2A	76 ..
MEC MR 50-2A	64 ..	MEC MR 100-3A	78 ..
MEC MR 65-2A	66 ..	MEC MR 100-1-2A	82 ..
MEC MR 65-3A	68 ..	MEC MR 100-1-3A	84 ..
MEC MR 80-2A	72 ..	MEC MR 125-2A	86 ..
MEC MR 80-3A	74 ..	MEC MR 125-3A	88 ..

#### Examples

MEC MR 80-2A	MEC MR 80-3A	MEC MR 125-3A
RC 7203 =	RC 7403 =	RC 8803 =
Main Impeller	Main Impeller	Main Impeller

Impeller

Output shaft

Impeller wear ring

Input shaft

Gland packing

Impeller nut

Lantern ring

Input shaft bearing

Output shaft bearing

**Caprari MEC MR Multi Stage Pumps**

- RC \_ \_ 03 Main Impeller
- RC \_ \_ 04 Diffuser Impeller
- RC \_ \_ 07 Diffuser Casting
- RC \_ \_ 09 Impeller Wear Ring
- RC \_ \_ 11 Pump Shaft Support Complete With Bearing Bush
- RC \_ \_ 12 Pump Shaft Spacer Sleeve
- RC \_ \_ 51 Pump Shaft
- RC \_ \_ 54 Pump Shaft End Spacer Sleeve
- RC \_ \_ 58 Impeller Nut
- RC \_ \_ 28 Pump Housing O Ring Seal
- RC \_ \_ 16 Suction Cover Gasket
- RC \_ \_ 06 Stuffing Box Flange
- RC \_ \_ 62 Pump Shaft Front Bearing
- RC \_ \_ 63 Pump Shaft Rear Bearing
- RC \_ \_ 60 Pump Shaft Front Seal Ring
- RC \_ \_ 61 Pump Shaft Rear Seal Ring
- RC \_ \_ 59 Bearing Cover Gasket
- RC \_ \_ 52 Bearing Cover Housing
- RC \_ \_ 56 Oil Dipstick
- RC \_ \_ 57 Oil Filler Plug



**Rovatti Pump Spares**

**S3K 100 (2 Stage & 3 Stage) Pumps**

- RR 6529 Impeller for Main Volute
- RR 6535 Impeller for Diffuser
- RR 6525 Impeller Wear Rings
- RR 6517 Impeller Lock Nut
- RR 6510 Main Shaft S3K 100/2
- RR 6540 Main Shaft S3K 100/3
- RR 6539 Main Volute 'O' Ring
- RR 6528 Stuffing Box Flange
- RR 6539 Rear Pump Housing Gasket
- RR 6536 Pump Shaft Spacer
- RR 6542 Rear Pump Shaft Support Bush



## Machine & Pump Spares

19

Solex filter assembly



Solex filter element



Distributor repair kit



Pressure gauge




Hose guide links



Turbine repair kit



Pulley



Idler pulley



Electrovalve




Three way cock



Pressure switch



Loz coupling



## Irrifrance General Hosereel Parts

RF 8600	Solex Filter Complete
RF 8601	Solex Filter Head
RF 8602	Solex Filter Bowl
RF 8603	Solex Filter Element
RF 8604	Solex Filter Seal
RF 8302	Fibre Brake Lining
RF 8307	Aluminium Brake Shoe (upper)
RF 8308	Aluminium Brake Shoe (lower)
RF 8309	Aluminium Brake Shoe Screws
RF 8599	16 Bar Pressure Gauge
RF 8722	Distributor Repair Kit
RF 8216	Turning Joint Kit Structure. 2B/3
RF 8222	Chain Joining Link
RF 8224	Hose Guide Link
RF 8225	Chain Joining Link 5/8" Pitch
RF 8226	TX Hose Guide Link
RF 8228	Micro 44 Hose Guide Link
RF 8500	Idler Pulley Complete With Bearing

## Irridoseur Drive Parts

RF 8608	Electrovalve
RF 8609	Pressure Switch
RF 8610	Pulley
RF 8615	3" Inbal Valve
RF 8616	3 Way Clock

## Loz Couplings

RF 8320	82mm Loz Coupler
RF 8321	82mm Hose Band
RF 8325	90mm Loz Coupler
RF 8326	90mm Hose Band
RF 8330	100mm Loz Coupler
RF 8331	100mm Hose Band
RF 8335	110mm Loz Coupler
RF 8336	110mm Hose Band

# Control & Shutdown Equipment

*A wide range of Murphy product and spare parts are available off the shelf at Torne Valley. Any Murphy product not listed in this catalogue can be obtained to order. Have you seen the new Murphy EMS controller? Ask for details.*

*Also listed in this section for building your pump unit are exhausts, exhaust tubing, flexible couplings (pump and engine couplings), fuel tank tops and gauges, water meters for irrigation and household use (supplied with test certificates), etc to name but a few.*



24 hr timer



24 hr timer in case



Start up timer



Rack puller



Rubber boot



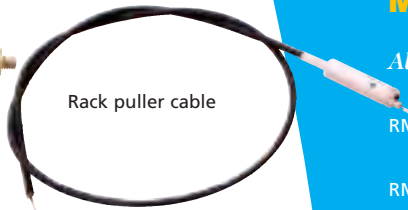
12v electric shut off



Rack puller core & coil



Fuel shut off valve



Rack puller cable



Front contact gauge 2" with L/P lockout button

Front contact gauge 2" high and low pressure contact L/P lockout



Front contact gauge 2"



Front contact gauge 2" with L/P lockout button & plastic knobs



Front contact gauge 2" high and low pressure contact

## Murphy Control Equipment

### Murphy Manual Timers

- RM 1200 15 Min Start Up Delay Timer - Panel Mount
- RM 1210 12 Hr Manual Timer - Panel Mount
- RM 1220 24 Hr Manual Timer - Panel Mount
- RM 1225 24 Hr Manual Timer - Mounted in a Sealed Case

### Murphy Shutdown Equipment

- RM 1300 12v Rack Puller complete with 1.2 Metre Cable
- RM 1312 1.2 Metre Rack Puller Cable Assembly
- RM 1324 2.4 Metre Rack Puller Cable Assembly
- RM 1336 3.6 Metre Rack Puller Cable Assembly
- RM 1304 12v Rack Puller Core & Coil
- RM 1350 12v Electric Shut Off
- RM 1352 Rubber Boot for Electric Shut Off
- RM 1375 3/8" BSPT 12v Solenoid Shut Off Valve

### Murphy Water Pressure Switchgauges

Also suitable for other liquids.

- RM 2001 0 - 100 Psi Front Contact Gauge 2" Face complete with Low Pressure Contact
- RM 2002 0 - 200 Psi Front Contact Gauge 2" Face complete with Low Pressure Contact
- RM 2021 0 - 100 Psi Front Contact Gauge 2" Face complete with Low Pressure Contact & L/P Lock Out Button
- RM 2022 0 - 200 Psi Front Contact Gauge 2" Face complete with Low Pressure Contact & L/P Lock Out Button
- RM 2052 0 - 20 Bar Front Contact Gauge 2" Face complete with High & Low Pressure Contact & L/P Lock Out Button & Plastic Knobs
- RM 2062 0 - 20 Bar Front Contact Gauge 2" Face complete with High & Low Pressure Contact

## Control & Shutdown Equipment

### Murphy Water Pressure Switch gauges

Continued...

- RM 2081 0 - 14 Bar Front Contact Gauge 2½" Face complete with High & Low Contacts with Plastic Adjuster Knobs
- RM 2082 0 - 20 Bar Front Contact Gauge 2½" Face complete with High & Low Contacts with Plastic Adjuster Knobs
- RM 2100 0 - 300 Psi Front Contact Gauge 4½" Face complete with High & Low Contacts in Wall Mountable Case (Switched)
- RM 2120 0 - 300 Psi Front Contact Gauge 4½" Face complete with High & Low Contacts to be Face Mounted in a Panel
- RM 2135 Pressed Steel Mounting only.
- RM 2151 0 - 20 Bar Front Contact Gauge 4½" Face complete with High & Low Contacts in a Wall Mountable Case Solely for use with Throttle Control Application
- RM 2145 4½" Replacement Murphy Gauge Front Complete with Contacts
- RM 2144 4½" Replacement Gauge only



4½" front contact pressure gauge in wall mounted case

Front contact gauge 2½" high and low pressure contact



4½" front contact pressure gauge panel mount



Pressed steel mount



4½" front contact pressure gauge pressed steel mount



Temperature gauge

### Murphy Water/Liquid Temperature Switchgauges

- RM 2520 Temperature Gauge complete with 2.0 Metre Capillary Lead
- RM 2530 Temperature Gauge complete with 3.0 Metre Capillary Lead

### Murphy Oil Temperature Switchgauges

- RM 2620 Oil Temperature Gauge complete with 2.0 Metre Capillary Lead
- RM 2630 Oil Temperature Gauge complete with 3.0 Metre Capillary Lead

### Murphy Diagnostic Centres

- RM 1000 Diagnostic Centre complete with Start Up Timer, 24 Hr Timer, Oil Pressure, Engine Temperature, Low & High Water Pressure gauges. Anti-Vibration mountings, Pipework and Fittings included
- RM 1010 Mini Diagnostic Control Panel. Monitors Oil pressure, Water temperature, and Water pressure.
- RM 1020 Murphy EMS Controller Auto Start Up & Shutdown. Auto Pressure Regulation. Ideal for booster Sets and Constantly Pressurised Mains. Throttle Controller and all Sensors included in package.

Diagnostic centre



Mini diagnostic centre



EMS controller

*For further information on this product please contact our sales office.*

## Control & Shutdown Equipment

23



### Murphy Diagnostic Centre Spare Parts

RM 1050	Tattletale 221-PH
RM 1051	Tattletale 518-APH
RM 1055	1/4" N.P.T. Pulsation Dampener
RM 1075	Anti Vibration Mounts
RM 1090	Barrel and key

### Murphy Throttle Control

RM 1100	Throttle Controller
RM 2151	DPCO 0 - 300 Psi Control Gauge

### Murphy Adaptors & Accessories

RM 3050	1/8" NPT Male x 1/8" NPT Adaptor
RM 3051	1/8" NPT x 1/4" Nylon Connector
RM 3052	1/8" NPT Female x 1/4" Nylon Connector 90°
RM 3060	1/4" NPT Male x 1/4" Nylon Connector
RM 3061	1/4" NPT Female x 1/4" Nylon Connector
RM 3071	5/8" UNF Male x Female Capillary Adaptor
RM 3081	1/2" BSPT Male x 5/8" UNF Female Capillary Adaptor
RM 3091	M14 x 1.5mm M x 5/8" UNF Female Capillary Adaptor

### Low Flow Switch

RM 4099	Threaded 1" BSP Taper. Can be wired normally open or normally closed
RM 4098	Paddle Set

### Murphy Liquid Level Switches

RM 1825	Coolant/Oil/Hyd Oil etc., Low Level Cut Out Switch
RM 1850	Fuel Tank Level Switch. Suitable For Tanks 6" min - 24" max Deep

*Flange mounted in top of fuel tank comes complete with cork gasket and bolts.*

RM 1855	Fuel Tank Level Switch Gauge
---------	------------------------------

*For use with the above fuel sender.*

### Electric Switchgauges and Senders

RM 2840	5/8" UNF Thread 2 Wire Temperature Sender
RM 2875	M10 x 1.5mm Thread 2 Wire Oil Pressure Sender
RM 2850	3/8" BSP Female Pressure Transducer complete with 2 metre cable
RM 2865	1/4"NPT Male Thread Magnetic Pickup Sensor



**Flanged Connection Paddle Wheel Water Meters (BS4504 T16)**

*Suited to the irrigation market where high flow rates are required.*

RW 4050	50mm
RW 4065	65mm
RW 4080	80mm
RW 4100	100mm
RW 4125	125mm
RW 4150	150mm
RW 4200	200mm

*When used in pumping applications it is recommended that these meters are fitted in the pressure side of the system.*

**Water Meters**

*Suitable for household and light industrial applications.*

RW 4010	1/2" BSP Connection Meter
RW 4011	3/4" BSP Connection Meter
RW 4012	1" BSP Connection Meter
RW 4024	2" BSP Connection Meter

RW4020	Adaptor Kit To 1/2 BSP For RW4010
RW4021	Adaptor Kit To 3/4 BSP For RW4011
RW4022	Adaptor Kit To 1" BSP For RW4012



Water meters



Connection Meter



Adaptor Kit

Flywheel coupling



Tyre coupling



HRC coupling



HRC coupling

Sight gauge



Tank top



## Bare Shaft Pump Couplings

### Flexible Tyre Couplings

- RD 2100 80 Series Flexible Coupling Complete With Tyre & TaperLock Bushes. Please Specify Shaft Sizes When Ordering
- RD 2105 80 Series Tyre Only
- RD 2150 100 Series Flexible Coupling Complete With Tyre & TaperLock Bushes. Please Specify Shaft Sizes When Ordering
- RD 2155 100 Series Tyre Only

### Rubber Flywheel Coupling

- RD 3100 135 Series Flywheel Coupling Complete With Plates & Taperlock Bush. Please Specify Shaft Size When Ordering
- RD 3105 135 series Rubber Coupling Only

### HRC Flexible Couplings

- RD 4100 275 Series HRC Coupling Complete With Taperlock Bushes. Please State Shaft Sizes When Ordering
- RD 4105 275 Series Rubber Insert Only

### UCC

- RX 5050 Tank Top Complete with Filter
- RX 5075 Sight Gauge

*This section is designed as a quick reference guide to on the shelf aluminium portable pipe and fittings. Fittings not listed in this section can be supplied to customers requirements.*

# Portable Pipe & Fittings

*TVF pipes & fittings have been developed to a very high standard. The design of the female coupling allowing the integration with other systems like Wright Rain, Irrifrance, AMS, Riego Wright & Raesa. The high specification keeps bowing or bending of the pipes to a minimum and the 10mm wide hook gives strength to the connection of each pipe.*

*Available in 4" and 5" pipe is one for the future of overland irrigation. A workshop fabrication service is available for those 'one off' specialist fittings in aluminium or steel. For underground products associated with this section see section 5.*

## Portable Pipe & Fittings



Galvanised  
Weld on  
Hydrant

27

Heavy Duty  
Mainline Pipe



Hydrant  
Valve



45°  
Reversible  
Field Bend



90°  
Reversible  
Field Bend



End Tee



Flanged  
Male Coupler




Flanged  
Female  
Coupler

Weld  
On Male  
Coupling



Weld On  
Female  
Coupling



Reducer



Female  
Hosetail  
Coupling



Male  
Hosetail  
Coupling

# TVF

## Portable Fittings

### Heavy Duty Mainline Pipe (Galvanised)

Complete with hook (male) and tight seal coupling (female)

RB 1004 4" x 9m

RB 1005 5" x 9m

### Steel Hydrant to Weld (Galvanised)

RB 4004 4"

RB 4005 5"

### Hydrant Valve Insert with Spindle & Pad

Complete with hook and tight seal

Spindle with W/R thread

RB 1244 4"

RB 1254 5"

### 45° Reversible Field Bend

Complete with band hook assembly and tight seal

RB 6504 4"

RB 6505 5"

### 90° Reversible Field Bend

Complete with band hook assembly and tight seal

RB 6404 4"

RB 6405 5"

### End Tee

Complete with band hook assembly and tight seals

RB 6604 4"

RB 6605 5"

### Flanged Female Coupler

Complete with tight seal

RB 3645 100mm x 4"

RB 3655 100mm x 5"

### Flanged Male Coupler

Complete with hook

RB 3445 100mm x 4"

RB 3455 100mm x 5"

### Weld On Male Coupling

Complete with hook

RB 1124 4"

RB 1125 5"

### Weld On Female Coupling

Complete with tight seal, Reversible

RB 1514 4"

RB 1515 5"

### Reducer

Complete with hook and tight seal

RB 6254 5" x 4"

### Female Hosetail Coupling

Complete with tight seal

RB 2444 4"F x 4"H

RB 2454 5"F x 4"H

RB 2455 5"F x 5"H

### Male Hosetail Coupling

Complete with hook

RB 2644 4"M x 4"H

RB 2654 5"M x 4"H

RB 2655 5"M x 5"H

### Increaser

RB 6145 4"M x 5"F

# TVF

## Portable Fittings

### BSP Screwed Male Coupling

Complete with hook

RB 7444 4" x 4"

RB 7455 5" x 5"

### Side Tee

Complete with band hook assembly and tight seals

RB 6804 4"

RB 6805 5"

### End Plug

Complete with hook

RB 6904 4"

RB 6905 5"

### Valve Elbow

Complete with spring hooks

RB 4444 4" In x 4" Out

RB 4445 4" In x 5" Out

RB 4455 5" In x 5" Out

### Steel Conical Line Filter

RB 2004 4"

RB 2005 5"

### Galvanised Weld on Hydrant

RB 4004 4"

RB 4005 5"

### Aluminium Hosetails for Welding

RB 2104 4"

RB 2105 5"

### BSP Screwed Female Coupling

Complete with tight seal

RB 7544 4" x 4"

RB 7555 5" x 5"

### Non Return Valve

Complete with hook and tight seal

RB 7014 4" R

RB 7015 5" R

RB 7016 6" R

### Rubber Tight Seal

RB 2204 4"

RB 2205 5"

RB 2206 6"

### Brass Hydrant Spindle

With W/R thread

RB 4134 3" x 4"

RB 4156 5" x 6"

### Rubber Hydrant Valve Pad

RB 4124 4"

RB 4125 5"

### Galvanised Hook

RB 1574 2" - 3" x 4" x 6mm

RB 1575 5" - 6" x 8" x 10mm


### Galvanised Flanged Hydrant

RB 4044 4"

RB 4055 5"

## Portable Pipe & Fittings

BSP Screwed Male Coupling



Side Tee



End Plug



Valve Elbow



Steel Conical Line Filter



Aluminium Hosetails for Welding



BSP Screwed Female Coupling




Non Return Valve



Rubber Tight Seal



Brass Hydrant Spindle



Rubber Hydrant Valve Pad



Galvanised Flanged Hydrant



Galvanised Hook





Valve insert



Band hook assembly



Hook and band parts



Tight seals



Farrow seals

## Wright Rain Portable Fittings

### Wright Rain Valve Insert Coupling.

To be inserted in Mainline Pipework at required locations thus enabling the main to be kept pressurised.

RA 1244	4" Pipe x 4" Valve
RA 1254	5" Pipe x 4" Valve
RA 1264	6" Pipe x 4" Valve

### Wright Rain Band Hook Assembly

RA 1503	3"
RA 1504	4"
RA 1505	5"
RA 1506	6"

### Wright Rain Hook & Band Associated Parts

RA 1563	3" Band
RA 1564	4" Band
RA 1565	5" Band
RA 1566	6" Band
RA 1574	2"-4" Hook
RA 1575	5" Hook
RA 1576	6"-8" Hook
RA 1580	Bolt - Long
RA 1582	Bolt - Short
RA 1584	Spacer
RA 1585	Spring
RA 1586	Washer
RA 1588	Nut

### Wright Rain Mainline Pipe Seals (Tight Seal)

RA 2202	2"
RA 2203	3"
RA 2204	4"
RA 2205	5"
RA 2206	6"

### Farrow Seal

RA 2233	3"
RA 2234	4"
RA 2235	5"
RA 2236	6"

## Wright Rain Steel Hydrant to Weld (Galvanised)

Complete with Spindle & Pad.

RA 4003	3"
RA 4004	4"
RA 4005	5"

## Wright Rain Steel Flanged Hydrant

(Flange NP. 16 - 4504)

RA 4044	4" x 100mm Flange
RA 4055	5" x 125mm Flange

## Wright Rain Underground Hydrants Pipework & Couplings

See section 5 for details.

## Wright Rain Hydrant Pads & Spindles (All)

RA 4123	3" Valve Pad
RA 4124	4" Valve Pad
RA 4125	5" Valve Pad
RA 4126	6" Valve Pad

RA 4134	3" - 4" Spindle
RA 4156	5" - 6" Spindle

## Wright Rain Valve Elbows

RA 4433	3" Inlet 3" Outlet
RA 4444	4" Inlet 4" Outlet
RA 4445	4" Inlet 5" Outlet
RA 4455	5" Inlet 5" Outlet
RA 4456	5" Inlet 6" Outlet


## Wright Rain Valve Elbow Parts

RA 4464	Handwheel (All)
RA 4465	Spirol Pin for Handwheel
RA 4466	Gland Nut (All)
RA 4468	Stem Seal (All)
RA 4470	Stem & Cup Complete With Handwheel
RA 4472	Stem & Cup only
RA 4473	Stem Washer (Top)
RA 4474	Stem Spring 3"- 4" Valves
RA 4475	Stem Spacer 3"- 4" Valves
RA 4478	Stem Spring 5"- 6" Valves
RA 4479	Stem Spacer 5"- 6" Valves
RA 4480	Latch Hooks
RA 4485	Schrader Valve

For top and bottom seals use Wright Rain Tight Seals.

## Portable Pipe & Fittings

Steel hydrant



Steel flanged hydrant



Hydrant pads



Hydrant spindles



Valve elbow



Stem, cup and handwheel



Handwheel



Valve elbow parts

**Portable Pipe & Fittings**



Delivery valve top


Delivery valve elbow



Paper gasket



Delivery valve parts



Inlet and outlet valve



Priming pump



Priming pump diaphragm

Diaphragm spindle



Sealing pad

Wedge ring

Pad spring



Foot valve



Clack gaskets - WR foot seal

**Wright Rain Delivery Valve Elbows**

A Cast Aluminium Control Valve combined with inbuilt Check Valve. Comes with Flange Mounting for direct mounting onto pump outlets (Imperial Flanged also available).

- RA 4624 65mm Flange x 4" Top
- RA 4634 80mm Flange x 4" Top
- RA 4635 80mm Flange x 5" Top
- RA 4644 100mm Flange x 4" Top
- RA 4645 100mm Flange x 5" Top

**Wright Rain Delivery Valve Elbow Parts**

- RA 4662 Delivery Valve Top 4"
- RA 4663 Delivery Valve Top 5"
- RA 4665 Spindle Assembly
- RA 4666 Valve Screw
- RA 4667 Brass Splitpin for Valve Screw
- RA 4670 Clack Rubber
- RA 4671 Clack Washer (Top)
- RA 4672 Clack Washer (Bottom)
- RA 4675 Paper Gasket

**Wright Rain Priming Pump**

1/2" BSP Inlet 1 1/4" BSP Outlet.

- RA 5250 Pump complete with mounting bolts & Backing Plate for direct mounting to suction extensions.

**Wright Rain Priming Pump Parts**

- RA 5260 Handle Assembly
- RA 5262 Pump Body - less Handle
- RA 5265 Pump Diaphragm
- RA 5266 Diaphragm Spindle
- RA 5268 Suction Valve
- RA 5270 Discharge Valve

**Wright Rain Suction Foot Valves**

(See also Section 5 For Bauer Style Footvalves)

- RA 5324 4"
- RA 5325 5"
- RA 5326 6"
- RA 5328 8"

**Wright Rain Suction Foot Valve Spares**

- RA 5344 Clack Gasket 3"-4"
- RA 5346 Clack Gasket 5"-6"
- RA 5348 Clack Gasket 8"
- RA 5354 Clack Assembly c/w Gasket 3"-4"
- RA 5356 Clack Assembly c/w Gasket 5"-6"
- RA 5358 Clack Assembly c/w Gasket 8"
- RA 5360 Drain Valve Sealing Pad
- RA 5362 Drain Valve Sealing Pad Spring
- RA 5364 4" Footvalve Wedge Ring
- RA 5365 5" Footvalve Wedge Ring
- RA 5366 6" Footvalve Wedge Ring



**Wright Rain Basket Strainers**

- RA 5370 Small - for 3"-6" Suction Lines
- RA 5380 Large - for 5"-8" Suction Lines

Basket strainers



**Wright Rain Female Hosetail Coupler**

*Complete with Tight Seal.*

- RA 2433 3" Female x 3" Hosetail
- RA 2434 3" Female x 4" Hosetail
- RA 2443 4" Female x 3" Hosetail
- RA 2444 4" Female x 4" Hosetail
- RA 2445 4" Female x 5" Hosetail
- RA 2454 5" Female x 4" Hosetail
- RA 2455 5" Female x 5" Hosetail
- RA 2456 5" Female x 6" Hosetail
- RA 2465 6" Female x 5" Hosetail
- RA 2466 6" Female x 6" Hosetail




Female hosetail

**Wright Rain Male Hosetail**

*Complete with Band & Hook Assembly.*

- RA 2633 3" Male x 3" Hosetail
- RA 2634 3" Male x 4" Hosetail
- RA 2643 4" Male x 3" Hosetail
- RA 2644 4" Male x 4" Hosetail
- RA 2645 4" Male x 5" Hosetail
- RA 2654 5" Male x 4" Hosetail
- RA 2655 5" Male x 5" Hosetail
- RA 2656 5" Male x 6" Hosetail
- RA 2665 6" Male x 5" Hosetail
- RA 2666 6" Male x 6" Hosetail



Male hosetail

**Wright Rain Flanged Hosetail Coupler in Aluminium**

*Flanged to Table 16 - 4504, options other than those listed made to order(See section 5 for this coupling in steel).*

- RA 3233 80mm Flange x 3" Hosetail
- RA 3244 100mm Flange x 4" Hosetail
- RA 3255 125mm Flange x 5" Hosetail
- RA 3266 150mm Flange x 6" Hosetail



Flanged hosetail coupler

**Wright Rain Screwed Hosetail Coupler**

*(Other options available to order)*

- RA 7333 3" BSP x 3" Hosetail
- RA 7344 4" BSP x 4" Hosetail
- RA 7355 5" BSP x 5" Hosetail
- RA 7366 6" BSP x 6" Hosetail



Screwed hosetail coupler

**Wright Rain Cast Aluminium Hosetail**

*To weld.*

- RA 2103 3" Hosetail
- RA 2104 4" Hosetail
- RA 2105 5" Hosetail
- RA 2106 6" Hosetail
- RA 2108 8" Hosetail



Cast aluminium hosetail

## Portable Pipe & Fittings

33



Aluminium flange



BSP screwed stubs



Aluminium ferrules




Mainline increaser



Mainline reducer



90° field bend



45° field bend

### Wright Rain Aluminium Flanges

Flanged to Table 16 - 4504.

RA 3325	65mm Flange
RA 3330	80mm Flange
RA 3340	100mm Flange
RA 3350	125mm Flange
RA 3360	150mm Flange

### Wright Rain Aluminium BSP Screwed Stub

To weld.

RA 7103	3" BSP
RA 7104	4" BSP
RA 7105	5" BSP
RA 7106	6" BSP

### Wright Rain Aluminium Increaser/Reducer Ferrules

RA 1934	3"-4" Ferrule
RA 1945	4"-5" Ferrule
RA 1956	5"-6" Ferrule

### Wright Rain Aluminium Mainline Increaser

Complete with Band Hook Assembly & Tight Seal

RA 6134	3" Male x 4" Female
RA 6145	4" Male x 5" Female
RA 6156	5" Male x 6" Female

### Wright Rain Aluminium Mainline Reducer

Complete with Band Hook Assembly & Tight Seal.

RA 6243	4" Male x 3" Female
RA 6254	5" Male x 4" Female
RA 6265	6" Male x 5" Female

### Wright Rain 90° Aluminium Reversible Field Bend

Complete with Band Hook Assembly & Tight Seal.

RA 6403	3" x 90°
RA 6404	4" x 90°
RA 6405	5" x 90°
RA 6406	6" x 90°

### Wright Rain 45° Aluminium Reversible Field Bend

Complete with Band Hook Assembly & Tight Seal.

RA 6503	3" x 45°
RA 6504	4" x 45°
RA 6505	5" x 45°
RA 6506	6" x 45°

**Wright Rain Aluminium End Tee**

*Complete with Band Hook Assembly & Tight Seals.*

RA 6603	3"
RA 6604	4"
RA 6605	5"
RA 6606	6"



End tee

**Wright Rain Aluminium Side Tee**

*Complete with Band Hook Assembly & Tight Seals.*

RA 6803	3"
RA 6804	4"
RA 6805	5"
RA 6806	6"




Side tee

**Wright Rain Aluminium End Plug**

*Complete with Hook.*

RA 6903	3"
RA 6904	4"
RA 6905	5"
RA 6906	6"
RA 6908	8"



End plug



Weld on male

## Farmland Portable Pipe & Fittings

### Farmland AMS Overland Pipe x 9m

Complete with Seal & Hook Coupler.

RF 1004	4" x 9 m
RF 1005	5" x 9 m

### Farmland AMS Aluminium Weld On Male

Complete with Latch.

RF 1124	4" Male
RF 1125	5" Male

### Farmland AMS Aluminium Weld On Female

Complete with Seal.

RF 1134	4" Female
RF 1135	5" Female

### Farmland Galvanised Weld On Hydrant

Complete with Spindle & Pad.

RF 2004	4"
RF 2005	5"

### Farmland Flanged Hydrant (Metric)

Complete with Spindle & Pad.

RF 2434	80mm Flange x 4" Top
RF 2444	100mm Flange x 4" Top
RF 2445	100mm Flange x 5" Top
RF 2455	125mm Flange x 5" Top

### Farmland Galvanised Valve Insert

RF 2044	4" x 4" Hydrant
RF 2054	5" x 4" Hydrant

### Farmland Hydrant Parts

RF 2014	4" Hydrant Pad
RF 2015	5" Hydrant Pad
RF 2018	Spindle to suit 4" & 5" Hydrants

### Farmland Valve Elbows

RF 2244	4" Inlet x 4" Outlet
RF 2255	5" Inlet x 5" Outlet
RF 2254	5" Inlet x 4" Outlet



Weld on female



Weld on hydrant



Flanged hydrant



Valve insert



Hydrant parts



Valve elbow

## Portable Pipe & Fittings

### Farmland Valve Elbow Spare Parts

RF 2090	4" Valve Elbow Clamp
RF 2091	5" Valve Elbow Clamp
RF 2092	4"/5" Valve Elbow Stem & Cup
RF 2093	4"/5" Valve Elbow Handle
RF 2094	4"/5" Valve Elbow Stem Cup
RF 2095	4"/5" Valve Elbow Stem Seal




Valve elbow spare parts

### Farmland Galvanised Male x Male Hosetail

Complete with Latch.

RF 2104	4" Hosetail x 4" Male
RF 2105	5" Hosetail x 5" Male



Male hosetail

### Farmland Galvanised Male Weld On End

Complete with Latch.

RF 2204	4" Male
RF 2205	5" Male

Male weld on end

### Farmland Galvanised Female Hosetail

Complete with Seal.

RF 2124	4" Female x 4" Hosetail
RF 2125	5" Female x 5" Hosetail

Female hosetail

### Farmland Galvanised Weld On Female End

Complete with Seal.

RF 2224	4" Female
RF 2225	5" Female

Weld on female end

### Farmland Galvanised 90° Reversible Field Bend


RF 2544	4" x 90°
RF 2545	5" x 90°



90° field bend

### Farmland Galvanised 45° Reversible Field Bend

RF 2524	4" x 45°
RF 2525	5" x 45°



45° field bend

### Farmland Galvanised Side Tee

End Tees made to order.

RF 2604	4" Tee
RF 2605	5" Tee

Side tee



**Portable Pipe & Fittings**

End plug



**Farmland Galvanised End Plug**

*Complete with Latch.*

- RF 2174 4" Plug
- RF 2175 5" Plug

Reducer



**Farmland Galvanised Reducers**

*Complete with Latch & Seal.*

- RF 2843 4" Male x 3" Female
- RF 2854 5" Male x 4" Female

Increaser



**Farmland Galvanised Increaser**

*Complete with Latch & Seal.*

- RF 2845 4" Male x 5" Female



Farmland pipe seals

**Farmland Pipe & Fittings Spares**

- RF 2284 4" Farmland Seal
- RF 2285 5" Farmland Seal
- RF 2294 4" Ams Seal (Aluminium Fittings)
- RF 2295 5" Ams Seal (Aluminium Fittings)
- RF 2299 4" - 5" Galvanised Latch



AMS pipe seals

**Rovatti Priming Pump 1/2" BSP Inlet 1/4" BSP Outlet**

- RR 1200 Priming Pump c/w Handle



Priming pump diaphragm

**Rovatti Priming Pump Parts**

- RR 1201 Diaphragm
- RR 1202 Outlet Seal
- RR 1203 Inlet Seal



Priming pump valves

## Lever Lock Couplings

The listed range of Lever Lock Couplings are manufactured to be directly compatible with the Bauer range of couplings. Any couplings not listed can normally be manufactured for next day despatch.

### Aluminium Heavy Duty Mainline Pipe

Complete with female coupling & male lever lock coupling

RL 1004	4" x 9m
RL 1005	5" x 9m
RL 1006	6" x 9m

### Galvanised Lever Ring

Sizes listed are in inches

RL 8001	2"
RL 8002	3"
RL 8003	3½"
RL 8004	4"
RL 8005	5"
RL 8006	6"
RL 8008	8"

### 'O' Rings for Lever Lock Couplings

RL 1011	2"
RL 1012	3"
RL 1013	3½"
RL 1014	4"
RL 1015	5"
RL 1016	6"
RL 1018	8"

### Heavy Duty Oversized 'O' Rings for Worn Bauer Type Couplings

RL 1024	4"
RL 1025	5"

### Galvanised Male Hosetail

RL 8101	2"
RL 8102	3"
RL 8103	3½"
RL 8104	4"
RL 8105	5"
RL 8106	6"
RL 8108	8"

### Galvanised Female Hosetail

Complete with 'O' Ring.

RL 8201	2"
RL 8202	3"
RL 8203	3½"
RL 8204	4"
RL 8205	5"
RL 8206	6"
RL 8208	8"

### Male Weld On End (Ungalvanised)

RL 3111	2"
RL 3112	3"
RL 3113	3½"
RL 3114	4"
RL 3115	5"
RL 3116	6"
RL 3118	8"

Galvanised lever ring




'O' rings



Male hosetail



Male hosetail with lever ring



Female hosetail



Male weld on end




## Portable Pipe & Fittings

39

Female weld on end



Galvanised male end cap



Galvanised female end cap



90° elbow



45° elbow



Galvanised Tee.  
Female - Male / Male Branch



Galvanised Male BSP



Galvanised Female BSP



### Female Weld On End

Complete with 'O' Ring (Ungalvanised).

RL 3211	2"
RL 3212	3"
RL 3213	3½"
RL 3214	4"
RL 3215	5"
RL 3216	6"
RL 3218	8"

### Galvanised Male End Cap

Complete with Lever rings.

RL 8401	2"
RL 8402	3"
RL 8403	3½"
RL 8404	4"
RL 8405	5"
RL 8406	6"
RL 8408	8"

### Galvanised Female End Cap

Complete with 'O' Ring.

RL 8501	2"
RL 8502	3"
RL 8503	3½"
RL 8504	4"
RL 8505	5"
RL 8506	6"
RL 8508	8"

### Galvanised 90° Male x Female Elbow

RL 8601	2"
RL 8602	3"
RL 8603	3½"
RL 8604	4"
RL 8605	5"
RL 8606	6"
RL 8608	8"

### Galvanised 45° Male x Female Elbow

RL 8701	2"
RL 8702	3"
RL 8703	3½"
RL 8704	4"
RL 8705	5"
RL 8706	6"
RL 8708	8"

### Galvanised Tee. Female - Male / Male Branch

RL 8801	2"
RL 8802	3"
RL 8803	3½"
RL 8804	4"
RL 8805	5"
RL 8806	6"
RL 8808	8"

### Galvanised Female / Male BSP

RL8191	L/L Male 2" x 2" Male BSP
RL8192	L/L Male 3" x 3" Male BSP
RL8193	L/L Male 1/2" x 3" Male BSP
RL8194	L/L Male 4" x 4" Male BSP
RL8291	L/L Female 2" x 2" Male BSP
RL8292	L/L Female 3" x 3" Male BSP
RL8293	L/L Female 3.1/2" x 3" Male BSP
RL8294	L/L Female 4" x 4" Male BSP



**Galvanised Tee  
Female - Male / Female Branch**

RL 8901	2"
RL 8902	3"
RL 8903	3½"
RL 8904	4"
RL 8905	5"
RL 8906	6"
RL 8908	8"

**Galvanised Footvalve & Strainer**

*Male Lever Lock Coupling.*

RL 7001	2"
RL 7002	3"
RL 7003	3½"
RL 7004	4"
RL 7005	5"
RL 7006	6"
RL 7008	8"

**Aluminium Weld on Ends**

*Compatible with Bauer & Lever Lock.*

RL 3634	4" Male Weld on - Ball only
RL 3635	5" Male Weld on - Ball only
RL 3636	6" Male Weld on - Ball only
RL 3834	4" Female Weld on - c/w 'O' Ring
RL 3835	5" Female Weld on - c/w 'O' Ring
RL 3836	6" Female Weld on - c/w 'O' Ring

**Non Return Valve**

*Complete with female coupling & male lever lock coupling*

RL 7014	4" R
RL 7015	5" R
RL 7016	6" R

**Hydrant Valve Insert with Spindle & Pad**

*Complete with female coupling & male lever lock coupling*

RL 1244	4" x 4" x 4"
RL 1254	5" x 5" x 4"

**Steel Conical Line Filter**

RL 2004	4"
RL 2005	5"

**Samples made to your requirements**



Leverlock footvalve & strainer



Male stub flange



Aluminium weld on female

Aluminium weld on male



90° male stub flange




Female stub flange



Pump inlet suction pipe

## Portable Pipe & Fittings

41




6m or 9m Pipe



Insert Riser



Riser




Intake Valve

BSP Screwed Coupling Male



Insert Socket



End Plug

## Solid Set Systems

### Aluminium Pipe

RB 50029	50mm x 9 metre
RB 50026	50mm x 6 metre

### Insert Riser

#### Threaded for insert socket

RB 5202-50	Insert riser 50-50cm x 3/4 F
RB 5202-70	Insert riser 50-70cm x 3/4 F
RB 5202-120	Insert riser 50-120cm x 3/4 F
RB 5202-220	Insert riser 50-220cm x 3/4 F

### Insert Socket

#### Complete with band hook assembly and tight seal

RB 5213	Insert socket 50 x 1" F
---------	-------------------------

### Intake Valve

RB 5213-1	"H" 1" Male BSP
-----------	-----------------

### Riser

RB 5213-50	Riser for "H" 50cm x 3/4" F
RB 5213-70	Riser for "H" 70cm x 3/4" F
RB 5213-120	Riser for "H" 120cm x 3/4" F
RB 5213-220	Riser for "H" 220cm x 3/4" F

### Screwed Coupling

RB 5302-2	50mm Male x 2" Male BSP
-----------	-------------------------

### End Plug

RB 5902	50mm End Plug
---------	---------------

**Tee**

RB 5602 50mm Tee




**90° Elbow**

RB 5402 50mm x 90° Elbow



**Reverser**

RB 5802 50mm Reverser



**Stabilizer**

RB 5102 50mm Stabilizer



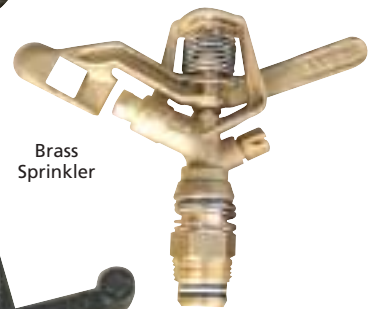
**Strainer Filter**

RB 5702 50mm Strainer Filter




**Brass Sprinkler**

RB 5931 Brass Sprinkler 3/4" x 4mm x 2.4mm



**Plastic Sprinkler**

RB 5941 Plastic Sprinkler 3/4" x 4mm x 2.4mm





*Section 5 deals with overland and underground pipework and associated fittings. The range of Leverlock Couplings can be interchanged with Bauer Couplings.*

# *Steel Fittings* **& Pipework**

*Underground hydrants and steelwork can be custom built to customers own requirements. An “In The Field” design service is also available, to provide easy to assemble kit form systems. For more details please contact our sales office.*

45

Flanged section



90° flanged elbow



Heavy gauge steel tube



### 250mm Flanged Extension Sections

Can be longer or shorter to order.

RL 4822	65mm x 65mm
RL 4823	65mm x 80mm
RL 4833	80mm x 80mm
RL 4834	80mm x 100mm
RL 4835	80mm x 125mm
RL 4844	100mm x 100mm
RL 4845	100mm x 125mm
RL 4846	100mm x 150mm
RL 4855	125mm x 125mm
RL 4856	125mm x 150mm
RL 4866	150mm x 150mm
RL 4868	150mm x 200mm
RL 4888	200mm x 200mm

### 90° Flanged Elbow

RL 4922	65mm x 65mm
RL 4923	65mm x 80mm
RL 4933	80mm x 80mm
RL 4934	80mm x 100mm
RL 4935	80mm x 125mm
RL 4944	100mm x 100mm
RL 4945	100mm x 125mm
RL 4946	100mm x 150mm
RL 4955	125mm x 125mm
RL 4956	125mm x 150mm
RL 4966	150mm x 150mm
RL 4968	150mm x 200mm
RL 4977	200mm x 200mm

## Steel Pipework

Heavy gauge steel tube suitable for welding. Will withstand the pressures and surges required in irrigation pipe work. BS 1387 or BS 1640. Normally stocked in black plain ended but is available galvanised and screw ended.

### Steel Tube (Heavy Gauge) Black.

Size denotes internal diameter (I.D.)

Sold per metre. Available in up to 6.5 metre lengths.

RS 1008	1/2" Black Plain Ended
RS 1009	3/4" Black Plain Ended
RS 1010	1" Black Plain Ended
RS 1015	1 1/2" Black Plain Ended
RS 1020	2" Black Plain Ended
RS 1030	3" Black Plain Ended
RS 1040	4" Black Plain Ended
RS 1050	5" Black Plain Ended
RS 1060	6" Black Plain Ended
RS 1070	8" Black Plain Ended

### Steel Tube (Heavy Gauge) Galvanised

Size denotes internal diameter (I.D.)

Sold per metre. Available in up to 6.5 metre lengths.

RS 8000	1" Plain Ended
RS 8001	1 1/2" Plain Ended
RS 8002	2" Plain Ended
RS 8003	3" Plain Ended
RS 8004	4" Plain Ended
RS 8005	5" Plain Ended
RS 8006	6" Plain Ended
RS 8008	8" Plain Ended

**Steel Fittings suitable for welding**

**90° Long Radius Elbow**

RS 1600	1"
RS 1601	1½"
RS 1602	2"
RS 1603	3"
RS 1604	4"
RS 1605	5"
RS 1606	6"
RS 1608	8"

**45° Long Radius Elbow**

RS 1700	1"
RS 1701	1½"
RS 1702	2"
RS 1703	3"
RS 1704	4"
RS 1705	5"
RS 1706	6"
RS 1708	8"

**22½° Long Radius Elbow**

RS 1800	1"
RS 1801	1½"
RS 1802	2"
RS 1803	3"
RS 1804	4"
RS 1805	5"
RS 1806	6"
RS 1808	8"

**Equal Tees**

RS 1400	1"
RS 1401	1½"
RS 1402	2"
RS 1403	3"
RS 1404	4"
RS 1405	5"
RS 1406	6"
RS 1408	8"

**Reducing Tees**

RS 1454	5" x 4" Branch
RS 1464	6" x 4" Branch
RS 1465	6" x 5" Branch

**Equal Swept Tee**

RS 1503	3"
RS 1504	4"
RS 1505	5"
RS 1506	6"
RS 1508	8"

**Steel Reducers**

RS 1241	4" x 1½"
RS 1242	4" x 2"
RS 1243	4" x 3"
RS 1253	5" x 3"
RS 1254	5" x 4"
RS 1264	6" x 4"
RS 1265	6" x 5"
RS 1286	8" x 6"

90° short radius elbow



Equal tee



Reducing tee



Equal swept tee



Steel reducer





Iron nipple bsp



Reducing nipple



Female iron socket



Reducing bush

**Malleable Iron Screwed Fittings**

Available in Self Colour or Galvanised.

**Hexagon Nipples M x M (equal) BSP**

Self Colour	Galvanised	
RS 2001	RS 3001	1/8"
RS 2002	RS 3002	1/4"
RS 2003	RS 3003	3/8"
RS 2004	RS 3004	1/2"
RS 2005	RS 3005	3/4"
RS 2006	RS 3006	1"
RS 2007	RS 3007	1 1/4"
RS 2008	RS 3008	1 1/2"
RS 2009	RS 3009	2"
RS 2010	RS 3010	2 1/2"
RS 2011	RS 3011	3"
RS 2012	RS 3012	4"
RS 2013	RS 3013	5"
RS 2014	RS 3014	6"

**Hexagon Reducing Nipple**

Self Colour	Galvanised	
RS 2015	RS 3015	1/4" x 1/8"
RS 2017	RS 3017	3/8" x 1/4"
RS 2018	RS 3018	1/2" x 1/4"
RS 2019	RS 3019	1/2" x 3/8"
RS 2021	RS 3021	3/4" x 3/8"
RS 2022	RS 3022	3/4" x 1/2"
RS 2023	RS 3023	1" x 1/2"
RS 2024	RS 3024	1" x 3/4"
RS 2025	RS 3025	1 1/4" x 1/2"
RS 2026	RS 3026	1 1/4" x 3/4"
RS 2027	RS 3027	1 1/4" x 1"
RS 2029	RS 3029	1 1/2" x 1"
RS 2030	RS 3030	1 1/2" x 1 1/4"
RS 2031	RS 3031	2" x 1"
RS 2032	RS 3032	2" x 1 1/4"
RS 2033	RS 3033	2" x 1 1/2"
RS 2035	RS 3035	2 1/2" x 2"
RS 2036	RS 3036	3" x 2"
RS 2037	RS 3037	3" x 2 1/2"

**Female Iron Socket (equal)**

RS 2101	RS 3101	1/8"
RS 2102	RS 3102	1/4"
RS 2103	RS 3103	3/8"
RS 2104	RS 3104	1/2"
RS 2105	RS 3105	3/4"
RS 2106	RS 3106	1"
RS 2107	RS 3107	1 1/4"
RS 2108	RS 3108	1 1/2"
RS 2109	RS 3109	2"
RS 2110	RS 3110	2 1/2"
RS 2111	RS 3111	3"
RS 2112	RS 3112	4"
RS 2113	RS 3113	5"
RS 2114	RS 3114	6"

**Male x Female Reducing Bush**

RS 2115	RS 3115	1/4" x 1/8"
RS 2116	RS 3116	3/8" x 1/8"
RS 2117	RS 3117	3/8" x 1/4"
RS 2118	RS 3118	1/2" x 1/8"
RS 2119	RS 3119	1/2" x 1/4"
RS 2120	RS 3120	1/2" x 3/8"
RS 2121	RS 3121	3/4" x 1/4"
RS 2122	RS 3122	3/4" x 3/8"
RS 2123	RS 3123	3/4" x 1/2"
RS 2126	RS 3126	1" x 1/2"
RS 2127	RS 3127	1" x 3/4"
RS 2129	RS 3129	1 1/4" x 1/2"
RS 2130	RS 3130	1 1/4" x 3/4"
RS 2131	RS 3131	1 1/4" x 1"
RS 2133	RS 3133	1 1/2" x 1/2"
RS 2134	RS 3134	1 1/2" x 3/4"
RS 2135	RS 3135	1 1/2" x 1"
RS 2136	RS 3136	1 1/2" x 1 1/4"
RS 2137	RS 3137	2" x 1/2"
RS 2138	RS 3138	2" x 3/4"
RS 2139	RS 3139	2" x 1"
RS 2140	RS 3140	2" x 1 1/4"
RS 2141	RS 3141	2" x 1 1/2"
RS 2142	RS 3142	2 1/2" x 1"
RS 2144	RS 3144	2 1/2" x 1 1/2"
RS 2145	RS 3145	2 1/2" x 2"
RS 2148	RS 3148	3" x 1 1/2"
RS 2149	RS 3149	3" x 2"
RS 2150	RS 3150	3" x 2 1/2"
RS 2151	RS 3151	4" x 2"
RS 2152	RS 3152	4" x 2 1/2"
RS 2153	RS 3153	4" x 3"
RS 2155	RS 3155	6" x 4"



## 90° Female Elbow

Self Colour	Galvanised	
RS 2202	RS 3202	1/4"
RS 2203	RS 3203	3/8"
RS 2204	RS 3204	1/2"
RS 2205	RS 3205	3/4"
RS 2206	RS 3206	1"
RS 2207	RS 3207	1 1/4"
RS 2208	RS 3208	1 1/2"
RS 2209	RS 3209	2"
RS 2210	RS 3210	2 1/2"
RS 2211	RS 3211	3"
RS 2212	RS 3212	4"

90° female elbow



## 90° Male x Female Street Elbow

RS 2302	RS 3302	1/4"
RS 2303	RS 3303	3/8"
RS 2304	RS 3304	1/2"
RS 2305	RS 3305	3/4"
RS 2306	RS 3306	1"
RS 2307	RS 3307	1 1/4"
RS 2308	RS 3308	1 1/2"
RS 2309	RS 3309	2"
RS 2310	RS 3310	2 1/2"
RS 2311	RS 3311	3"
RS 2312	RS 3312	4"



90° street elbow

## Equal Iron Tee

RS 2501	RS 3501	1/8"
RS 2502	RS 3502	1/4"
RS 2503	RS 3503	3/8"
RS 2504	RS 3504	1/2"
RS 2505	RS 3505	3/4"
RS 2506	RS 3506	1"
RS 2507	RS 3507	1 1/4"
RS 2508	RS 3508	1 1/2"
RS 2509	RS 3509	2"
RS 2510	RS 3510	2 1/2"
RS 2511	RS 3511	3"
RS 2512	RS 3512	4"



Equal tee

## 90° Iron Cross

RS 2604	RS 3604	1/2"
RS 2605	RS 3605	3/4"
RS 2606	RS 3606	1"
RS 2607	RS 3607	1 1/4"
RS 2608	RS 3608	1 1/2"
RS 2609	RS 3609	2"



Cone seat union



**Threaded End Plug**

Self Colour	Galvanised	
RS 2701	TRS 3701	1/8"
RS 2702	TRS 3702	1/4"
RS 2703	TRS 3703	3/8"
RS 2704	TRS 3704	1/2"
RS 2705	TRS 3705	3/4"
RS 2706	TRS 3706	1"
RS 2707	TRS 3707	1 1/4"
RS 2708	TRS 3708	1 1/2"
RS 2709	TRS 3709	2"
RS 2710	TRS 3710	2 1/2"
RS 2711	TRS 3711	3"
RS 2712	TRS 3712	4"

**Threaded Female Iron Cap**

RS 2802	TRS 3802	1/4"
RS 2803	TRS 3803	3/8"
RS 2804	TRS 3804	1/2"
RS 2805	TRS 3805	3/4"
RS 2806	TRS 3806	1"
RS 2807	TRS 3807	1 1/4"
RS 2808	TRS 3808	1 1/2"
RS 2809	TRS 3809	2"
RS 2810	TRS 3810	2 1/2"
RS 2811	TRS 3811	3"
RS 2812	TRS 3812	4"

**Female x Female Cone Seat Union**

RS 2904	TRS 3904	1/2"
RS 2905	TRS 3905	3/4"
RS 2906	TRS 3906	1"
RS 2907	TRS 3907	1 1/4"
RS 2908	TRS 3908	1 1/2"
RS 2909	TRS 3909	2"

## Valves

### Quality Rilsan Coated Wheel Valves

Nitrile rubber coated brass gate for ease of sealing against air leakage when priming. The valve comes with handwheel attached and is available in blue or black. Please specify when ordering. Flanged to NP 16 4504. 16 Bar working pressure.

RV 1002	65mm - 2½"	
RV 1003	80mm - 3"	
RV 1004	100mm - 4"	(Larger & smaller sizes available)
RV 1006	150mm - 6"	
RV 1008	200mm - 8"	

### Quality Swing Check Valves

Rilsan coated body, stainless bolts and hinge pin - nitrile rubber coated clack. Full flow thru' body of valve. Flanged to NP 16 4504. 16 Bar working pressure.

RV 1012	65mm - 2½"	
RV 1013	80mm - 3"	
RV 1014	100mm - 4"	(Larger & smaller sizes available)
RV 1016	150mm - 6"	
RV 1018	200mm - 8"	

### Logic Ball Valves

Nickel coated brass lever action ball valves suitable for endless applications in the water industry. Threaded BSP.


RV 1030	¼"
RV 1031	⅜"
RV 1032	½"
RV 1033	¾"
RV 1034	1"
RV 1035	1¼"
RV 1036	1½"
RV 1037	2"
RV 1038	2½"
RV 1039	3"
RV 1040	4"

### Brass Gate Valves BSP Threaded

RV 1040	¼"
RV 1041	⅜"
RV 1042	½"
RV 1043	¾"
RV 1044	1"
RV 1045	1¼"
RV 1046	1½"
RV 1047	2"
RV 1048	3"
RV 1049	4"



Wheel valve



Swing check valve



Logic ball valve



Brass gate valve

## Steel Fittings & Pipework

51

Air eliminator valve



### Air Eliminator Valve

Cast iron body threaded 3/4" BSP FE inlet & outlet. 16 Bar rated.

RV 1060      3/4"



Check Valve

### Butterfly Valve

RV1101      Butterfly Valve 65mm  
RV1102      Butterfly Valve 80mm  
RV1104      Butterfly Valve 125mm  
RV1105      Butterfly Valve 150mm



Butterfly Valve

RV1113      Butterfly Checkvalve 100mm  
RV1114      Butterfly Checkvalve 125mm  
RV1115      Butterfly Checkvalve 150mm

### Steel Plate Flanges to NP16 - 4504

RS 1300      40mm  
RS 1301      50mm  
RS 1302      65mm  
RS 1303      80mm  
RS 1304      100mm  
RS 1305      125mm  
RS 1306      150mm  
RS 1308      200mm

### Flange Gasket Kits

To suit metric NP 16 4504 Flanges. Each kit comes with one full face nitrile gasket and the correct number of bolts to suit the appropriate metric flange. The bolts are galvanised then rilsan coated in blue.

RX 1003      80mm  
RX 1004      100mm  
RX 1005      125mm  
RX 1006      150mm

These will generally interchange with imperial flanges, but bolt sizes may vary.

### Flange Gaskets Only

RX 1021      50mm  
RX 1022      65mm  
RX 1023      80mm  
RX 1024      100mm  
RX 1025      125mm  
RX 1026      150mm  
RX 1028      200mm  
RX 1029      250mm

### Gland Packing

RU7908      Gland Packing      8mm  
RU7910      Gland Packing      10mm  
RU7912      Gland Packing      12.5mm  
RU7926      Gland Packing Graphite      6.5mm

Flange gasket kit



Steel flange



Flange gaskets



Gland packing



# Underground Pipework, Hose & Fittings

*The water pipes and fittings section is designed to illustrate a wide range of mains and irrigation pipes and their fittings.*

*Also available but not listed are a range of PVC solvent fittings to glue - please contact our sales office for details.*

*Steel elbows, tees etc associated with plastic pipework are listed in section 5.*



**Underground PVC Main Pipe**

RH 2076 160mm x 6m 12.5 bar

**Steel Hydrants**

RS 9000 160mm x 4" Top (of your choice)  
 RS 9001 4" c/w 4" Top (of your choice)  
 Shown here with chosen W/R top also with  
 RH2081 Tee (not included - available separately)

Coupling  
Slip Coupling



**PVC Pipe Couplings**

RH2079 Slip Coupling F / F 160mm  
 RH2086 Slip Coupling F / F 200mm



VJ Coupling

RV6119 VJ Coupling 160mm  
 RV6120 VJ Coupling 200mm

45° Elbow



RH2080 45° Elbow 160mm  
 RH2085 45° Elbow 200mm



Tee Flanged M/F

RH2081 Tee Flanged M / F 160mm x 110mm  
 RH2084 Tee Flanged M / F 200mm x 110mm



Seal

RH2082 Tee Flanged F / F 160mm x 110mm  
 RH2087 Tee Flanged F / F 200mm x 110mm



Tee Flanged F/F

RH2075 PVC Pipe Seal 160mm

### Conventional style (VJ Type) Couplers

Can be used for clamping steel, plastic, asbestos pipes.

#### Straight Coupler (equal)

All sizes in mm - outside pipe diameter.

RV 6110	84mm - 106mm
RV 6112	108mm - 131mm
RV 6114	131mm - 154mm
RV 6118	159mm - 184mm
RV 6122	183mm - 208mm
RV 6124	219mm - 234mm

Straight coupler



#### Flange Adaptor (NP16 4505 Flanging)

RV 6312	108mm - 124mm x 100mm Flange
RV 6313	125mm - 131mm x 100mm Flange
RV 6314	125mm - 140mm x 125mm Flange
RV 6315	125mm - 140mm x 150mm Flange
RV 6316	139mm - 153mm x 125mm Flange
RV 6317	139mm - 153mm x 150mm Flange
RV 6318	159mm - 179mm x 150mm Flange
RV 6319	176mm - 188mm x 150mm Flange
RV 6322	192mm - 208mm x 200mm Flange
RV 6323	219mm - 234mm x 200mm Flange
RV 6327	219mm - 234mm x 250mm Flange
RV 6328	234mm - 242mm x 200mm Flange

Flange adaptor





## Workshop Facilities

### Steelwork

*Examples of steelwork built in our workshop and supplied kit form to customers. Steelwork designed and manufactured to customers own requirements.*

### 12 volt Vacuum Primer

*Liquis Ring Vacuum Pump*

RE 0103

### Exhaust Primer Kit

*Silencer for mounting on existing diesel pumps*

RE0100 Exhaust Priming Kit

RE0101 Exhaust Primer only

RE0102 Exhaust only



12V Vacuum Primer



Primer c/w exhaust



**Suction & Discharge Hose (Green), suitable for pump suction applications**

*Sold per metre - available in up to 30m coils.*

RH 3000	25mm (1")
RH 3001	32mm (1¼")
RH 3002	38mm (1½")
RH 3003	50mm (2")
RH 3004	63mm (2½")
RH 3005	75mm (3")
RH 3006	100mm (4")
RH 3007	125mm (5")
RH 3008	150mm (6")
RH 3009	200mm (8")

**High Pressure Layflat Tubing - Suitable for Water Discharge**

**Medium Duty Lay Flat - blue 4 bar working pressure**

RH 4002	38mm (1½")
RH 4003	50mm (2")
RH 4005	75mm (3")

**Mega Duty Lay Flat - Yellow 15 bar working pressure**

RH 6003	50mm (1")
RH 6004	65mm (2")
RH 6005	75mm (3")
RH 6006	102mm (4")
RH 6007	127mm (5")
RH 6008	152mm (6")



Suction & discharge hose



Medium duty lay flat tubing




Mega duty lay flat tubing 6"



Mega duty lay flat tubing


Atlantic type clamps



Golden clamp



Band-It applicator tool



Band-It strapping & buckles



## Atlantic Type 'Bolt up' Clamps

*Plated clamp suitable for clamping all sizes of suction and delivery pipework.*

RJ 029031	29 - 31mm
RJ 036039	36 - 39mm
RJ 040043	40 - 43mm
RJ 042046	42 - 46mm
RJ 044047	44 - 47mm
RJ 048051	48 - 51mm
RJ 052055	52 - 55mm
RJ 060063	60 - 63mm
RJ 064067	64 - 67mm
RJ 068073	68 - 73mm
RJ 074079	74 - 79mm
RJ 080085	80 - 85mm
RJ 113121	113 - 121mm
RJ 122130	122 - 130mm
RJ 131139	131 - 139mm
RJ 140148	140 - 148mm
RJ 149161	149 - 161mm
RJ 162174	162 - 174mm
RJ 175187	175 - 187mm
RJ 188200	188 - 200mm
RJ 190205	190 - 205mm
RJ 201213	201 - 213mm
RJ 205220	205 - 220mm
RJ 214226	214 - 226mm
RJ 227239	227 - 239mm
RJ 240252	240 - 252mm

## Golden Clamps

*A double bolt cast steel heavy duty plated clamp suitable for heavy duty clamping applications on suction and delivery pipework.*

RJ 1301	17 - 22mm	RJ 1310	101 - 113mm
RJ 1302	20 - 29mm	RJ 1311	113 - 127mm
RJ 1303	28 - 35mm	RJ 1312	127 - 140mm
RJ 1304	32 - 40mm	RJ 1313	140 - 154mm
RJ 1305	39 - 49mm	RJ 1314	154 - 175mm
RJ 1306	48 - 60mm	RJ 1315	175 - 194mm
RJ 1307	60 - 76mm	RJ 1316	194 - 208mm
RJ 1308	77 - 94mm	RJ 1317	210 - 225mm
RJ 1309	89 - 101mm	RJ 1318	226 - 250mm

## Stainless Steel Band-It

*Stainless steel bandit has numerous applications but proves very useful in the field of made-to-measure hose clamps.*

RJ 1400	Band-It Applicator Tool Suitable for all sizes
RJ 1401	1/2" x 30 m box Band-It strapping
RJ 1402	5/8" x 30 m box Band-It strapping
RJ 1403	3/4" x 30 m box Band-It strapping
RJ 1411	1/2" x box 100 Band-It buckle
RJ 1412	5/8" x box 100 Band-It buckle
RJ 1413	3/4" x box 100 Band-It buckle

# what else do we have in store?

## AGRICULTURAL, HORTICULTURAL

- Agricultural Parts
- Garden Machinery
- Irrigation Parts Specialists
- PTO Shafts & Parts
- Sprockets - made to your req.
- Subsoilers, Parts & Repairs
- Tractor Parts
- Water Meters

## EQUESTRIAN

- Bedding
- Equestrian Feed and Supplements
- Equestrian Hats and Boots
- Horse Rugs
- Stable and Field Equipment
- Tack and Grooming Equipment

## BUILDING

- Cement
- Drainage
- Electrical
- Plaster Board
- Plumbing
- Screws
- Timber

## MACHINERY

- Air Compressors
- Generators
- Hand & Power Tools
- Power Washers
- Sprayers & Accessories

## GENERAL

- Autocare Products
- Bearings
- Belts
- Brushes
- Clothing & Footwear
- Disinfectants
- Electrical Goods
- Fencing, All Types
- Filters
- Lighting
- Lubricants, Oil & Grease
- Masks and Respirators
- Gates, Hinges & Catches
- Pest Control Products
- Tanks - Fuel, Oil & Water
- Tarpaulins
- Welding Equipment
- Workshop Equipment
- Dog, Cat and Poultry Feed Etc.
- Incubators & Accessories

## PET

- Pet & Equine Food & Goods

## Main Dealer for:

John Deere  
Stihl  
Countax  
Lawnflite  
Flymo  
Polypipe





Branch:  
Haddon Road, Bakewell  
Derbyshire DE45 1AW  
Tel: **01629 812568**  
Fax: **01629 813423**




Head Office:  
Bawtry Road, Tickhill  
Doncaster DN11 9EX  
Tel: **01302 756000**  
Fax: **01302 756006**



Branch:  
Station Road, Epworth  
N. Lincolnshire DN9 1JU  
Tel: **01427 871333**  
Fax: **01427 871332**

email: [sales@tornevalley.co.uk](mailto:sales@tornevalley.co.uk) [www.tornevalley.co.uk](http://www.tornevalley.co.uk)



**TORNE  
VALLEY**  
FARM & COUNTRY STORES

Bawtry Road, Tickhill, Doncaster DN11 9EX  
Tel: **01302 756000** Fax: **01302 756006**

[www.tornevalley.co.uk](http://www.tornevalley.co.uk)  
email: [sales@tornevalley.co.uk](mailto:sales@tornevalley.co.uk)